

4

3

2

1

THIS DRAWING UNPUBLISHED.

RELEASED FOR PUBUCATION

LOC

DIST

REVISIONS

P

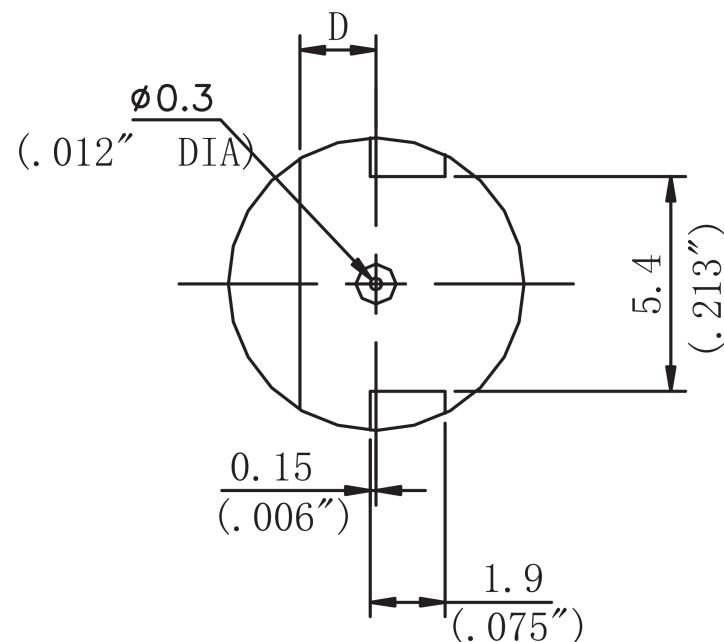
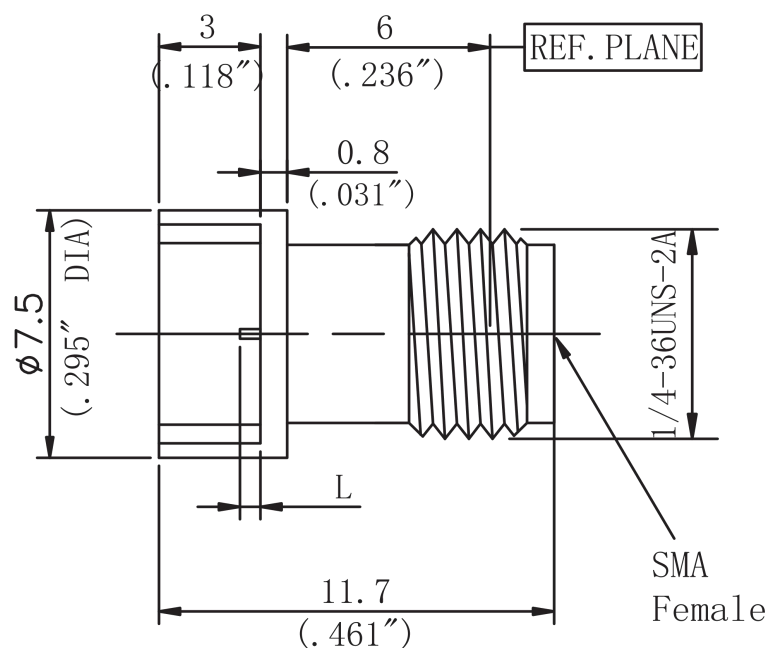
LTR

DATE

DWN

APVD

SMA



NOTES:

1.ELECTRICAL:

- 1.1 IMPEDANCE: 50Ω
- 1.2 INSULATION RESISTANCE:5000M Ω
- 1.3 FREQUENCY RANGE: DC-27 GHz
- 1.4 DIELECTRIC WITHSTANDING VOLTAGE:
1000V MAX AT SEA LEVEL
- 1.5 VSWR:
≤1.25:1
- 1.6 INSERTION LOSS: 0.25dB (MAX)

2.ENVIRONMENTAL:

- 2.1 TEMPERATURE RANGE: -55° to +165°

3.MATERIAL AND FINISH:

- 3.1 INNER CONDUCTOR MATERIAL:
BERYLLIUM BRONZE GOLD PLATING
- 3.2 EXTERNAL CONDUCTOR MATERIAL:
BRASS GOLD PLATING
- 3.3 LNSULATOR: PTFE

MODEL	ØD	L	Applicable PCB thickness
QY-SAFB12E01-048M	1.93mm/0.076"	1.22mm/0.048"	1.78mm/0.070"
QY-SAFB12E02-048M	0.76mm/0.030"	1.22mm/0.048"	0.61mm/0.024"
QY-SAFB12E03-048M	1.02mm/0.040"	1.22mm/0.048"	0.87mm/0.034"
Accept custom sizes and styles			

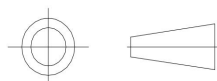
THIS DRAWING IS A CONTROLLED DOCUMENT

21/10/2021



Qiyuan microwave technology(Shenzhen) Co., Ltd.

DIMENSIONSMM



TOLERANCES UNLESS
OTHERWIE SPECIFIED:
±0.1
Note: Dimensions (mm /
[inch])

APVD

APPLICATION
SPEC

WEIGHT

NAME SMA Female RF Coaxial Connector
Printed circuit board

SIZE
A4

CAGE
CODE
01021

DRAWING NO
QY-SAFB12E01-048M

4

3

2

1

4

3

2

1

THIS DRAWING UNPUBLISHED.

RELEASED FOR PUBUCATION

LOC

DIST

REVISIONS

P

LTR

DATE

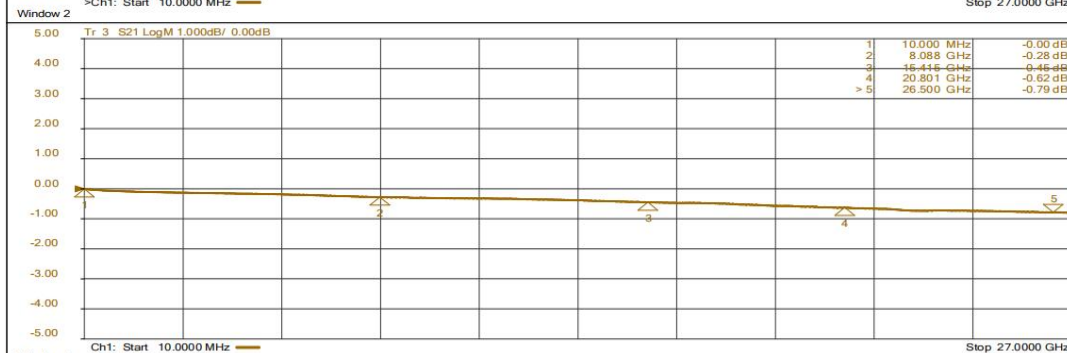
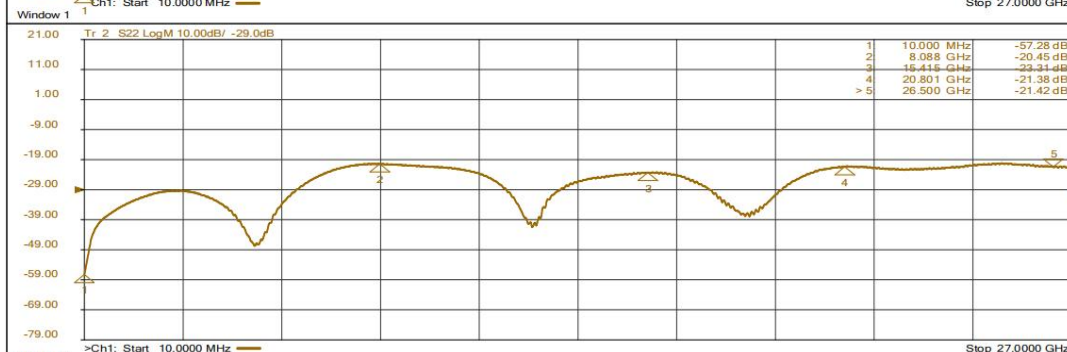
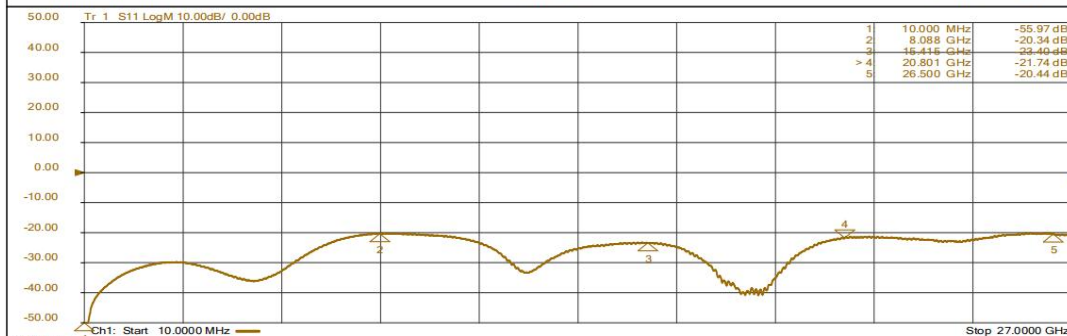
DWN

APVD

Keysight Technologies

page 1 of 1

02-Apr-2024 17:26:09



THIS DRAWING IS A CONTROLLED DOCUMENT

21/10/2021



Qiyuan microwave technology(Shenzhen) Co., Ltd.

DIMENSIONSMM

TOLERANCES UNLESS
OTHERWIE SPECIFIED: ± 0.1 Note: Dimensions (mm /
[inch])

CHK

APVD

APPLICATION SPEC

WEIGHT

NAME

SMA Female RF Coaxial Connector
Printed circuit boardSIZE
A4CAGE
CODE
01021

DRAWING NO

QY-SAFB12E01-048M

4

3

2

1

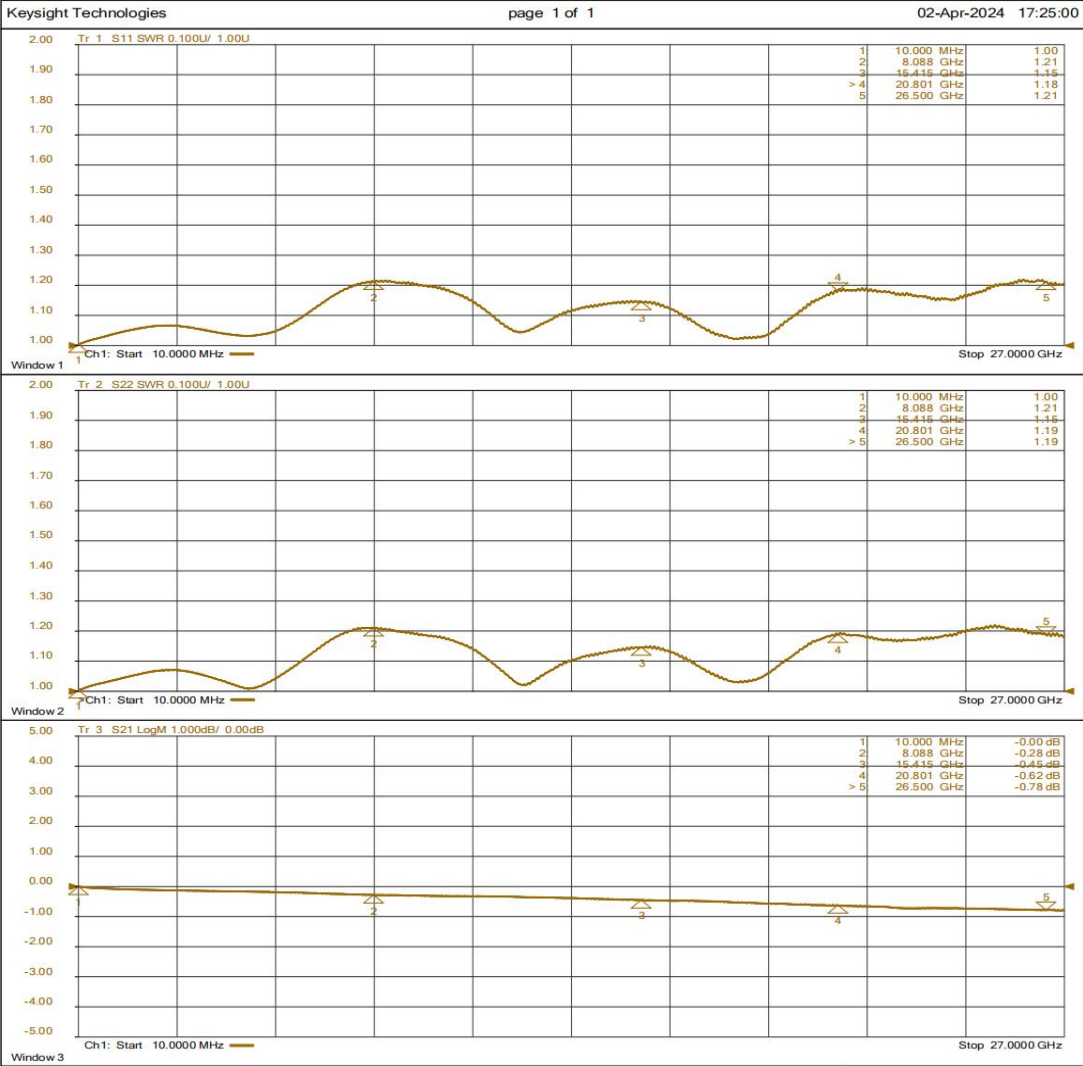
4


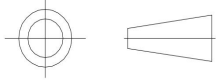
3

2

1

THIS DRAWING UNPUBLISHED.		RELEASED FOR PUBUCATION			LOC	DIST	REVISIONS				
					---	---	P	LTR		DATE	DWN
		Keysight Technologies		page 1 of 1		02-Apr-2024 17:25:00					
		022 To: 1 0311 PAID 0.1000W 1.000W									



THIS DRAWING IS A CONTROLLED DOCUMENT		21/10/2021	 Qiyuan microwave technology(Shenzhen) Co., Ltd.	
		CHK		
DIMENSIONSMM		APVD	NAME SMA Female RF Coaxial Connector Printed circuit board	
		APPLICATION SPEC		
		WEIGHT	SIZE A4	CAGE CODE 01021
			DRAWING NO QY-SAFB12E01-048M	

4

3

2

1